



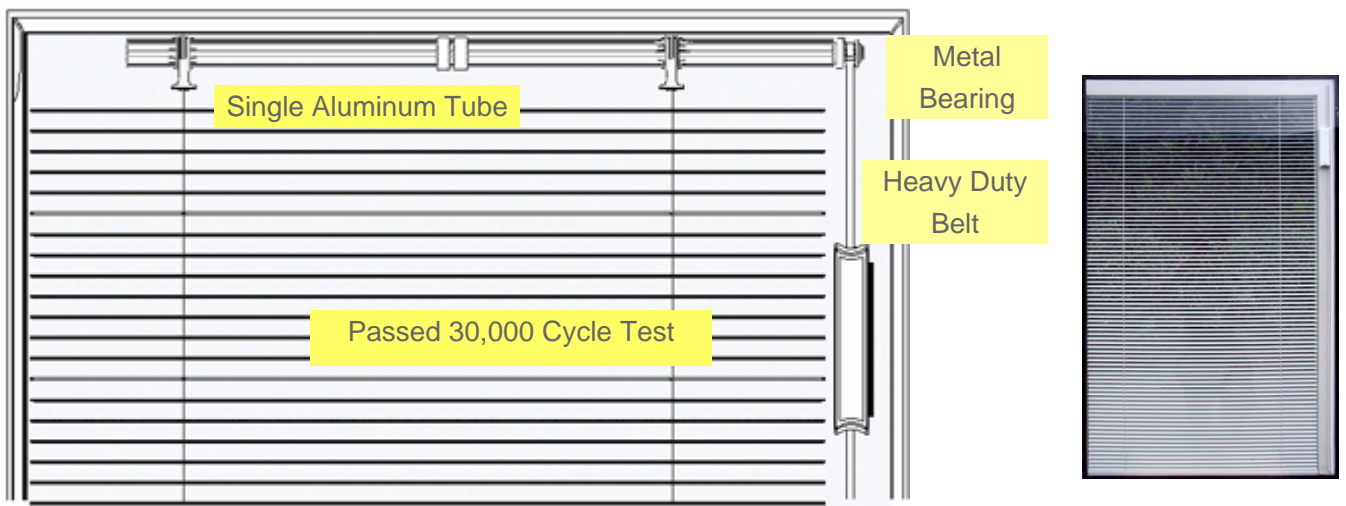
Internal

Mini Blinds Collection

Custom Sizes Are Available

The Internal Mini Blinds are sealed in between two panes of tempered safety glass. The built in blinds offer maximum privacy with minimum care, and the blinds never need dusting or cleaning.

Easy Assembly Design



Fewer components used make the assembly easy and to keep the quality stability.

Heavy duty belt makes the cordless blinds eliminating from hanging cords. The single aluminum tube allows raising and lowering the blinds at the same speed.

More energy efficient

Keep moisture and humidity out

No dusting

Maintenance free

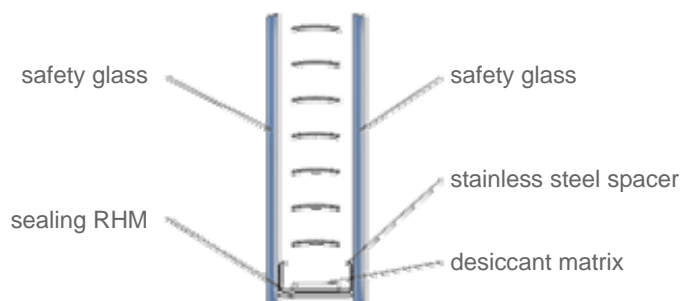
High Thermal Performance with warm-edge spacer system:

Supers Pacer®

Intercept®

DECK-O-SEAL

DuraSeal™



The one easy accessible control allows the blinds to be easily adjusted for the amount of light and privacy.

Available Sizes

Tilt/Raise/Lower	Patio door sizes
20x36 20x64 20x80	26-1/2 x 72
22x36 22x64 22x80	30-1/2 x 72

Tilt only

7x36 7x48 7x64
8x36 8x48 8x64

Contact

taifengglass@tom.com

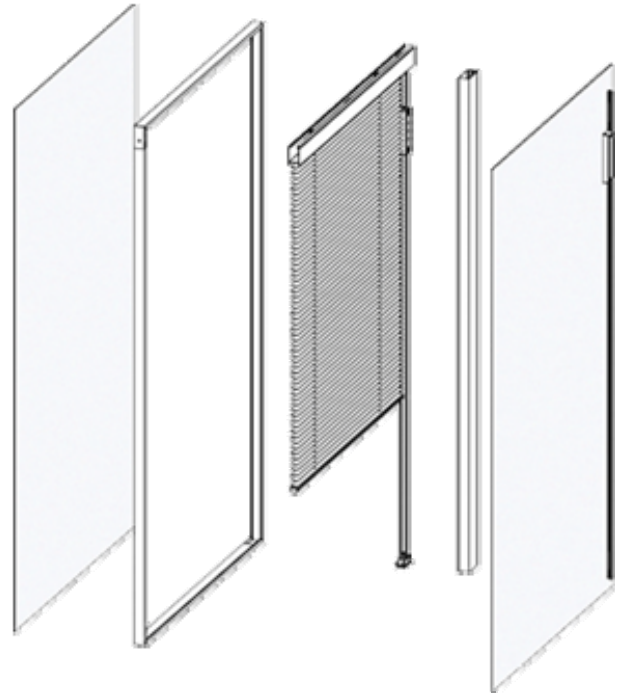
fiberglassdoor@yahoo.com



Internal

Mini Blinds Collection

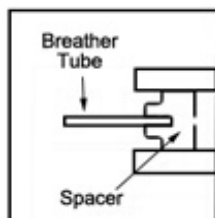
Custom Sizes Are Available



The easy assembly design makes insulating job even simpler - snap the head rail and the side rail into spacer. Done.

We will install a 12" long stainless steel thin diameter tube in an upper corner of the I.G. unit to equalize the pressure between the sealed panes.

The tubes with a typical inside diameter of approximately 0.125 inches are typically left open in the field, which allows the IG unit to equalize initially and maintain a generally flat appearance over time.



Contact

taifengglass@tom.com

fiberglassdoor@yahoo.com